



PARKWOOD
MAKE AN ENTRANCE

SOLID TIMBER DOORS & SHUTTERS

2017 COLLECTION



welcome

New Zealand & Australia's largest range of doors.

For more than 20 years, Parkwood has been manufacturing and distributing all kinds of doors; from traditional wooden villa styles to the very latest contemporary designs. We use traditional woodworking techniques coupled with innovative technology to ensure all our doors perform for years and years to come.

The timber door range represents the best of our solid timber doors. The entire range is made here in New Zealand by local craftsmen from the finest quality timbers, sourced - wherever possible - from sustained-yield forests.

Parkwood researched the changing market. The result is a brand new range that is:



Fashionable.

Answers to the trends of 2017 and beyond.



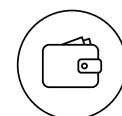
Sustainable.

Draws from reliable and sustainable timber sources. This means production is smooth, quotes last longer and dreams aren't dashed at production because of a lack of supply.




Suitable.

Is suited to the conditions in Australasia — sometimes 4 seasons in one day!



Economic.

Has options that are priced within the reach of everyone's budget.



View our website for more information

- 06 entrance doors
- 09 interior doors
- 13 shutters & louvres
- 15 glass
- 17 timber doors
- 19 guarantee

not all doors are made equal

Some features of Parkwood doors you will not get from another manufacturer or supplier. We employ techniques gained from many years of experience to save you time and money and to protect the lifespan and good looks of your home.

Parkwood is a sustainable choice

Coming from New Zealand – one of the most beautiful countries on earth—we appreciate and rely on the natural beauty and purity of our environment and the quality of the timber grown in our forests. We do not take these things for granted and we do all we can to protect our environment and safeguard it for future generations.

Warranty

See page 18.



Parkwood is New Zealand owned

Established in 1993, Parkwood is a privately owned New Zealand family business synonymous with craftsmanship and the manufacture of best quality entrance doors, shutters and interior doors.

Timber Doors

- Available in an extensive range of timbers (see pages 16 and 17)
- Constructed of high quality, kiln-dried timber that is moisture-tested
- 41mm thick, entry doors providing maximum strength and rigidity, interior 38mm
- Thermal rating (R/Rating) of .45 (entrance doors)
- Can be supplied pre-hung in matching timber frames



Doors of all sizes

We can manufacture all sizes of door; even extremely large doors – which we reinforce with steel.

When selecting your door manufacturer or supplier you should be fully aware of the problems that can come up if the door design has been ill conceived or wrongly constructed.



Designed to your specifications

There may be a door you've always wanted or seen in a book or magazine? We welcome you to bring in a picture of it or describe it to us and we'll figure out how to make it.



Moisture tested & seasoned

At Parkwood we use low temperature kilns for drying timber with a very high volume of airflow. We then fillet stack timber for 20-30 days to let any moisture spread out evenly over the board to avoid further movement within the timber later on. All our timber then goes through a moisture-testing machine to check that the moisture percentage is right.



Choose timber type

See more on page 17.



PINE

CEDAR

PQ PINE



ROSEWOOD

VULCAN+

AMERICAN WHITE ASH



Vulcan+ thermally modified - a timber that will never move

This timber is created from clear, thermally modified sapwood, and engineered with a patented vertical grain construction. This treatment will ensure it will not move like natural timber, but still retains nature's attractive detail. It is stable, beautiful and chemical free.

Vulcan+ is FSC certified. It is recognised internationally that this timber is sourced from responsibly managed forests. See www.fsc.org for more information. Vulcan+ is free from chemical preservatives and has achieved CodeMark certification for compliance with the NZ Building Code. Naturally durable. Naturally stable. Non arsenic.

TIMBER DOORS

entrance doors

When choosing an entrance door, your first decision is to consider what design fits the period or style of home you're building. Next, consider the weather, exposure to light and whether you need glass to let more light into your home. Then look at the type of timber you're using and whether you are going to paint or stain the wood.

Entrance doors in Parkwood's timber door range are manufactured from the best quality solid timber with raised and fielded panels, which combine strength with elegance. You can choose to brighten the light in both your exterior and interior entranceway by selecting from our glazed door and sidelight range.

Heritage Entrance Doors



Modern Entrance Doors (ALL OF OUR EXTERIOR TGV DOORS HAVE EX 150MM WIDE BOARDS)



View our website for more information



The entrance to your home creates the first impression and sets the stage for what is to follow. Our premium quality range of doors are made in New Zealand by craftsmen from solid timber.

At Parkwood we create doors to complement both modern and heritage style homes.

Thicker for additional strength

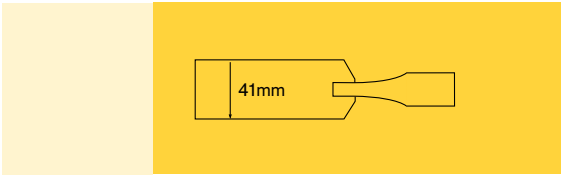
Parkwood entrance doors are 41mm thick. This gives additional strength to the door and a satisfying solid feel with a surer shut.

Entrance frames - pre-hung doors and sidelight

Complement the timeless tradition of your timber doors with a natural timber frame. Parkwood will pre-hang your doors and sidelight in an exterior frame and deliver them ready for quick installation.

Exterior weather seal

All Parkwood doors use a seal around their frames as demonstrated in the diagram. The seals protect the doors from the weather, water and even insects. They also stop the doors from banging loudly against the door frame when it closes. For more sealing options contact your local Parkwood retailer.




entrance doors



Weather protected situations


Timber doors are designed for use in weather protected situations. This means all exterior timber doors must be sheltered from long periods of driving rain and direct sunlight. See Parkwood warranty document or visit the website for full details.



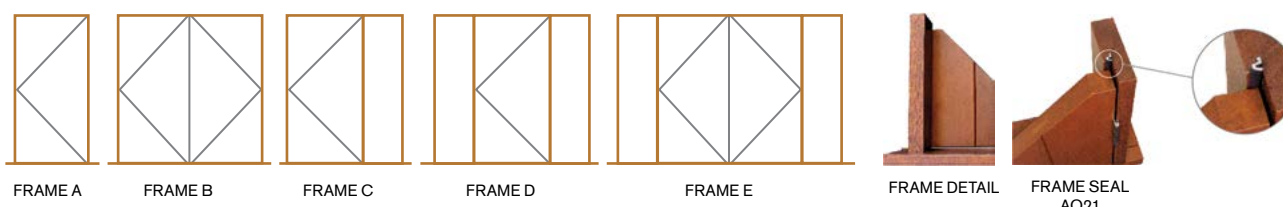
Joinery Exterior Doors



French Panel Entrance Doors



Entrance Door Frames



Finishing your timber entrance door

Timber doors need to be well finished, and sealed on all six sides, for protection from the elements. Parkwood can help by adding a seal coat which will give the door temporary protection for five days while on site - please ask if you want this option added.

To fully finish the door, Parkwood recommend using any of the following brands: Sikkens,

Cabots or Intergrain. Your door will also come with finishing instructions and tips.

See the website for further details.

French entrance doors – standard or double glazed

Parkwood French entrance doors come in traditional looks that complement heritage or period design homes. French doors are available in standard or single glazed or double glazed profile.

TIMBER DOORS

interior doors

When choosing interior doors, you should first consider what design best fits the period or style of home you're building or renovating.

How important is consistency? It is important that the inside look ties in with the impression of the building from the outside? Consider the 'feel' you want - such as whether you want glass to give a more open feel between rooms. Then look at the type of timber you're using and whether you are going to paint or stain the wood.

- Contact your local door pre-hanger to have your door supplied pre-hung in a frame.
- Solid timber doors give a far better acoustic rating than a hollow core constructed door – up to 150% more sound proof.
- All Parkwood interior doors are finished through high speed sanding machines, giving the timber a quality smooth surface ready for finishing.



Heritage Interior French Doors



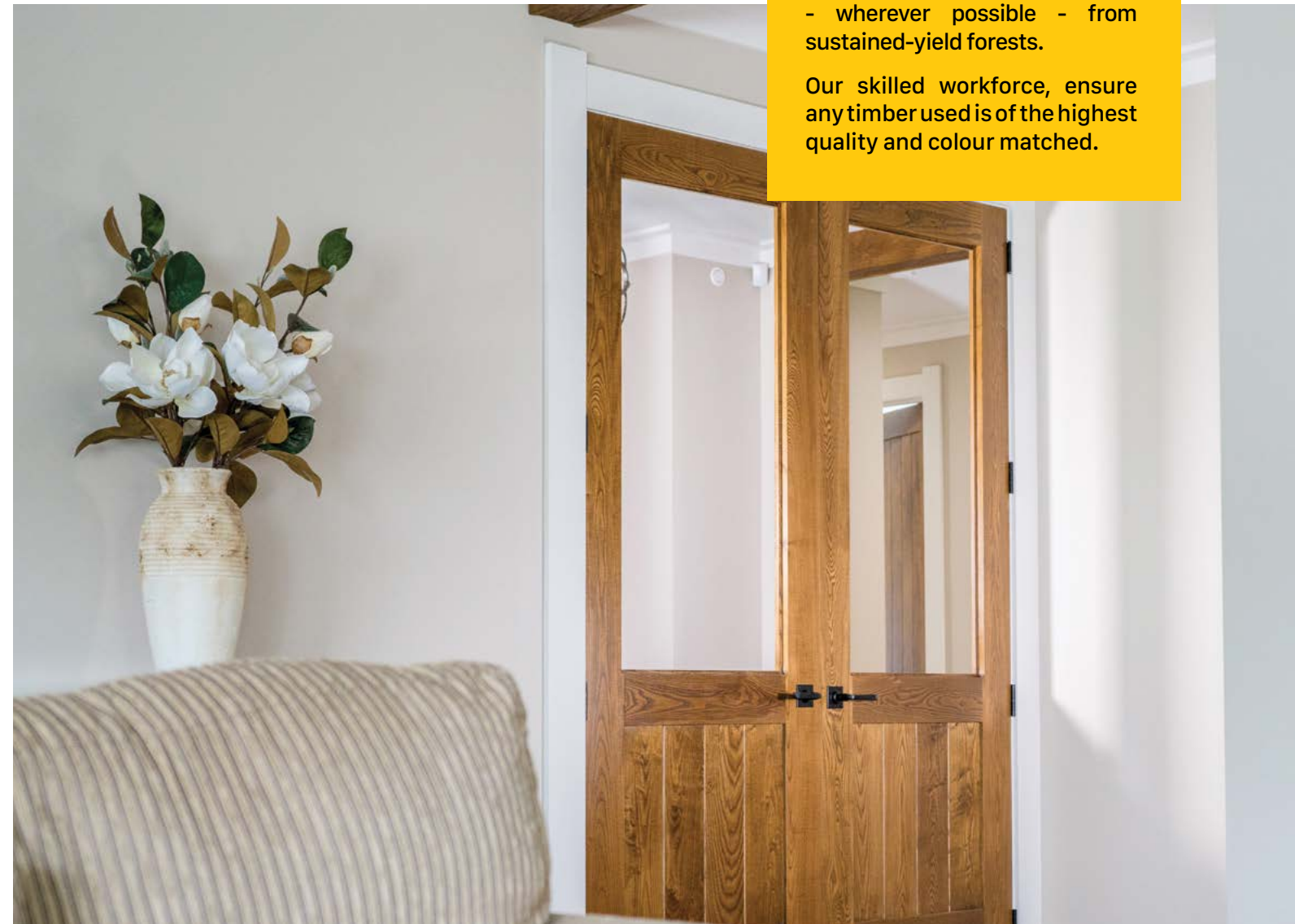
Modern Architectural Range Interior Doors (ALL OF OUR INTERIOR TGV DOORS HAVE EX 100MM WIDE BOARDS)



View our website for more information

Solid wood doors have an elegance and quality that can add value to your home. Parkwood's timber range of interior doors is manufactured from a large selection of timbers, sourced - wherever possible - from sustained-yield forests.

Our skilled workforce, ensure any timber used is of the highest quality and colour matched.



Solid timber adds value

Interior doors can get a lot of traffic, especially bedroom and bathroom doors. Parkwood Wanaka doors – being solid timber – are stronger than hollow core doors; the kids can't kick holes in them, they shut better and they don't blow open or shut easily with the wind.

Sturdy construction

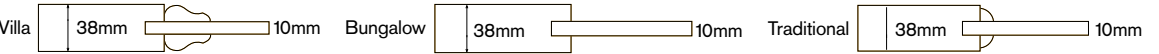
Wanaka interior doors are made 38mm thick, to add strength to the door and a weighty, solid feel.

interior doors

Timber needs to be seasoned correctly

At Parkwood we put all timber – for exterior and interior doors – through a special drying process that works to prevent movement within the timber caused by moisture. Our dried timber then goes through a moisture reading machine that double-checks the moisture percentage before it is processed further.

Heritage Interior Doors



Designed to expand and contract

Because wood is a natural material it is very reactive to changes in temperatures and humidity. Our doors come pre-sealed, top and bottom.



TIMBER DOORS

shutters + louvre doors

Parkwood will design the size stiles and rails to suit the shutters you've chosen. What you need to know is that by choosing a timber shutter, - lets say the Retro - as well as privacy and style, you also get very good thermal control as shutters can be up to 50% more effective than curtains at keeping the heat in.

Your shutters can be hinged, sliding or bi-folding and with our custom build service, you can create the ideal solution for each room in your home or apartment. Speak to your local Parkwood agent about your ideas and to arrange for a quote. All our shutters can be made to your specific size requirements.

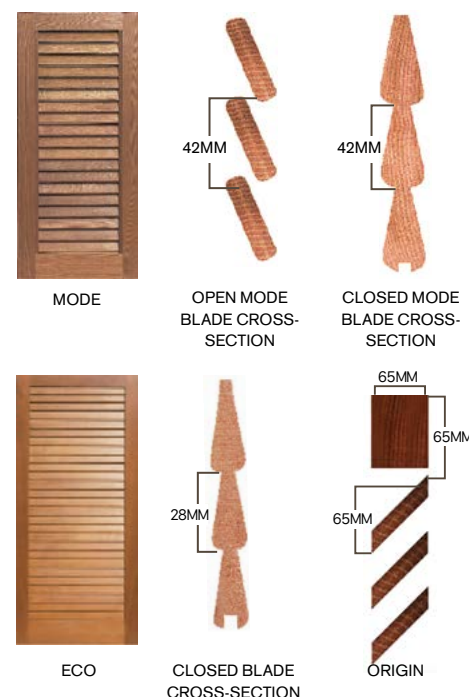


Parkwood has a range of shutters and louvres to enhance every room in your home. The timbers we select for construction are the finest quality and our shutters and wooden louvres are known for their strength and durability.

The wood you choose can be matched to complement the timber grain and colour in the rest of your home design. Western Red Cedar is a popular choice, being a lightweight, stable timber, used extensively in building and joinery.

Mode shutters – fixed blade

A fixed blade shutter with chunky blade design, Parkwood Mode comes in either open blade 42 x 10mm or closed blade options. The generous proportions (36mm thick) and careful detailing of the Mode Shutter creates a great visual image inside or out and performs well whether the blades are open or closed.



Eco shutters


Parkwood's Eco shutters offer a blend of style and affordability. Exterior fixed shutters are used predominantly for decorative purposes. They are a slimline (19mm thick) with closed louvre blades. Made to measure Eco shutters are available stained and complete, ready to install.

Origin shutters

A sturdy shutter with fixed blades.

Retro shutters – adjustable blade

Originally created as an adjustable shutter, the innovative Retro shutter is ideal for controlling light flow and privacy. Retro can be used internally or externally and is available polished or stained. It is assembled with Parkwood's own design mechanism, made from ABS plastic for the smoothest opening and shutting action.



Louvre doors


We manufacture open or closed louvres, full or part louvres, and (one of two) bottom panels, Open louvres are particularly good for wardrobes and cupboards as they allow ventilation.




TIMBER DOORS

glass

Parkwood can pre-fix your glass at the factory so there is no need to fit glass on site. We can arrange almost any type of glass you want and our range of leadlights will make your front door or feature interior door stand out. For a full range of glass options please contact your local Parkwood retailer.



Clear




Cathedral




Stipolite




Etchlite / Opal



Translucent laminate



Double glazed clear



Pre-finish your entry door yourself

All the products and equipment needed to stain and seal an entrance door, all in one kit.



TIMBER DOORS


timber types



Western Red Cedar

Drawn from the beautiful Canadian forests, this product is in hot demand worldwide. Its rich red colour, superior stability and variety of grains and shades has caught the eye of the international stage. Although it is still a favourite


for timber joinery, it is now a premium timber and this is reflected in the price.



American White Ash

The light-coloured hardwood that is reasonably close to American White Oak. It has creamy white to light brown heartwood with white coloured sapwood, with uniform texture. White Ash's beautiful

grain and versatility bring the much sought after natural charm of timber to many high-end residential and commercial projects.



Rosewood

A hardwood that is reliable for joinery! It ranges in darker colours from yellow-brown to gold and red-brown. It has remarkable physical beauty and an amazing range of uses


and durability, matched only by timbers which are either more expensive or which do not possess the same physical attraction or working qualities.



Radiata Pine

Parkwood uses pine that is precision sawn and kiln dried, and then dressed on all four sides. The result is a dimensionally stable, clear, wood product. The trees from

which Clears are made are carefully selected, managed, and processed to achieve a product that is reliable and strong, but that has high visual and aesthetic appeal. (For oversize doors, Vulcan+ is recommended for stability).



Vulcan+

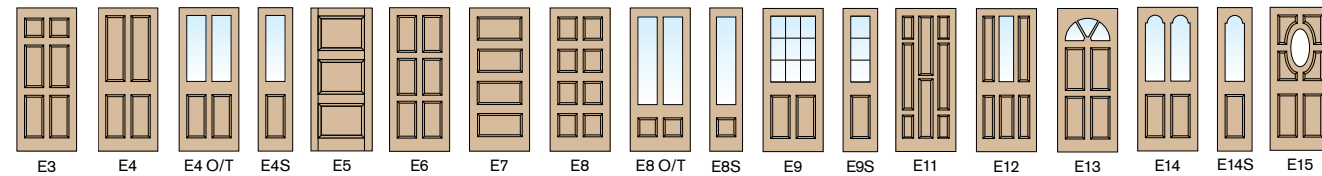
Stability. Resistance. Durability. A timber that will never move. Chocolate brown depths and even grain all finished nicely with engineered lamination lines.

This exciting new brand is a breakthrough for the timber world. It is thermally modified in specialist computer-monitored kilns. The individual pores of the timber no longer absorb moisture, meaning it will no longer move or change like other natural products. This patent-protected product has a laminated structure for even greater strength and is FSC certified.

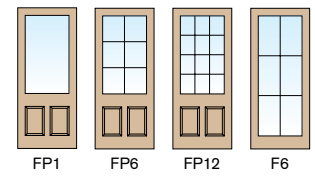
door index

entry doors

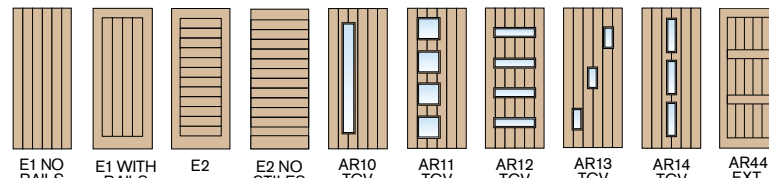
Heritage Entrance Doors



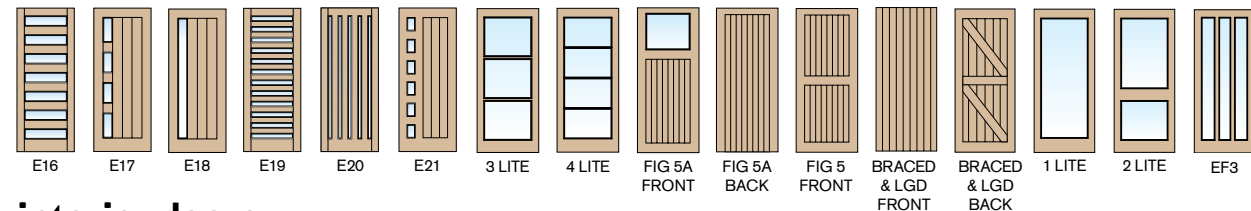
French Panel Entrance Doors



Modern Entrance Doors



Joinery Entrance Doors

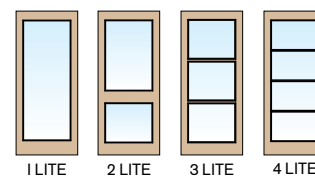


interior doors

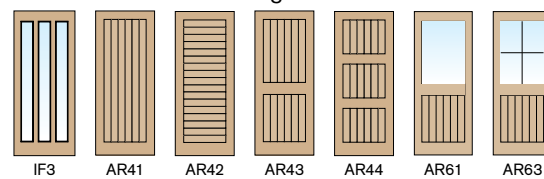
Heritage Interior Doors



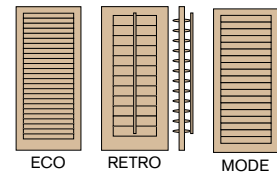
French Panel Interior Doors



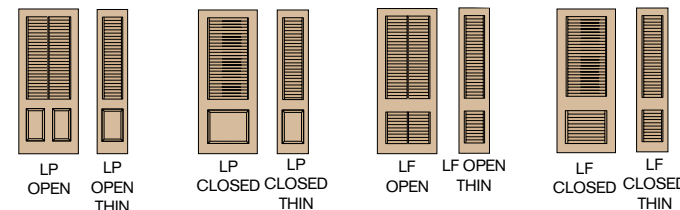
Modern Architectural Range Interior Doors



Shutters



Louvre Doors



standard profiles

Exterior Profiles



Interior Profiles



Warranty

Parkwood doors come with a 5-year warranty on all timber doors. Timber doors are designed for use in weather-protected situations only and the Parkwood Warranty will not be effective if the 'care for your door' sticker on the edge of each door is not heeded. Parkwood's warranty covers a replacement door if our workmanship is not up to 'full' standard. The standard that Parkwood considers acceptable (full) applies to every door we supply and is outlined in our separate 'Warranty Document'. Parkwood accepts no liability for mistaken impressions gained from drawings or photographs of our products. Our designs and specifications are subject to change and improvement over time and actual product and specifications can sometimes differ slightly from what is shown. Check the latest written specifications with your supplier or ask to view an actual sample if in doubt. See page 26 for further details.

Warranty Plus

Parkwood offers an additional level of assurance which includes:

- The standard door repair or replacement as outlined in the warranty
- Plus door fitting
- Plus door finishing
- Plus re-fitting of any hardware

Warranty Plus is available for \$30 per door. Please read the terms and conditions as outlined in the 'Warranty Document'.

Guarantee of quality

Timber Doors are designed for use in weather protected situations only. The guarantee is void if:

- Exposed to driving rain or insufficient cover above door (min 1.2m)
- Exposed to long periods of direct sunlight (5 hours or more) this can cause heat cracks.
- If dark colours are used to coat the door, as this will attract the heat.
- Not sealed (6 sides) within 5 days of being on site, and hasn't had its full coating applied within 28 days of being sealed. Oils and penetrating stains are not a sealant (refer to "Care for your door")
- If doors reduced in size or altered in any way following delivery from Factory.
- Understanding that due to seasonal and geographic variations in atmosphere moisture can cause a certain amount of shrinkage or expansion in a timber product, (refer to "Care for your door") this is not considered a defect.

Care for your door. Should a defect in our workmanship (other than simple maintenance of what we speak of in this guarantee) develop within the warranty life time, we will repair or replace the door, at our discretion, to the re-seller.

Parkwood will not consider any defects which fall

within the following:

- A warp shall not be considered a defect unless it exceeds 6mm in the door itself.
- Natural variations in colour and grain of timber are not considered defect.

Finishes and coatings are very important and should be followed through carefully. If clear finishing your timber entrance door, Parkwood recommends our "Signature door finishing kits" which can be brought from most hardware stores or joinery shops. You can visit our website www.parkwooddoors.co.nz for a list of stockists, or for other recommended doors finishes, what must be used in a foam filling product. Please do NOT use an oil finish for exterior doors. For interior doors, all staining on timber should be tested before fully coating as Parkwood takes no responsibility for any effects that stain can cause to the look of the timber.

Staining is at your own risk. We are here to help you make the right choice, for your front door timber type, and what hardware will work best on your home, what finish will last the distance. Please use this opportunity to contact us if you need further help.

View our website for more information





New Zealand

10 London Street
PO Box 672
Wanganui 4540
New Zealand

Phone: 06 349 1818
Fax: 06 343 6184
Email: sales@parkwooddoors.co.nz
www.parkwooddoors.co.nz

Australia

Tel: 1800 681 586
Email: sales@parkwooddoors.com.au
www.parkwooddoors.com.au